



THE UNIVERSITY OF ARIZONA

Wyant College
of Optical Sciences



▶ A Visual Cortex for Array CamerasVfor Imaging

▶ Electronic Imaging 2024

▶ David Brady and the Arizona Camera Lab

djbrady@arizona.edu

The Arizona Camera Lab is Experienced in large video data set management.



Microcamera array

262 12 megapixel sensors
3.1 gigapixels sensed
37 GB/s sensor bandwidth

Patrick Llull, Lauren Bange, Zachary Phillips, Kyle Davis, Daniel L. Marks, David J. Brady, "Characterization of the AWARE 40 wide-field-of-view visible imager," *Optica* **2**, 1086-1089 (2015);
<https://www.osapublishing.org/optica/abstract.cfm?uri=optica-2-12-1086>



Computer Server
Cluster For Storage,
Processing, and
Video Output

Camera Head with
Raw Video Data
Output



+



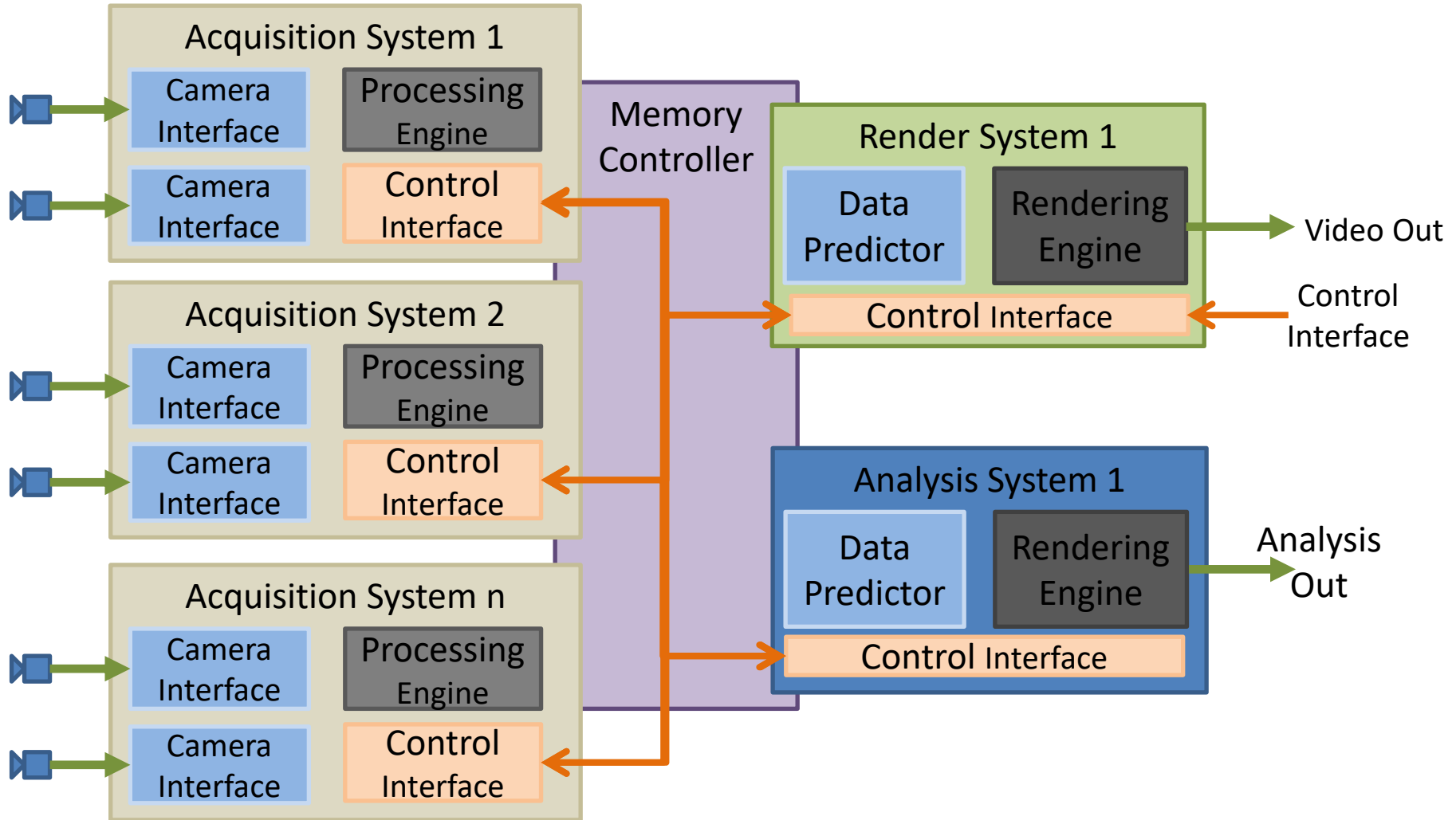
Operational power
 ~ 10 KW/ gigapixel

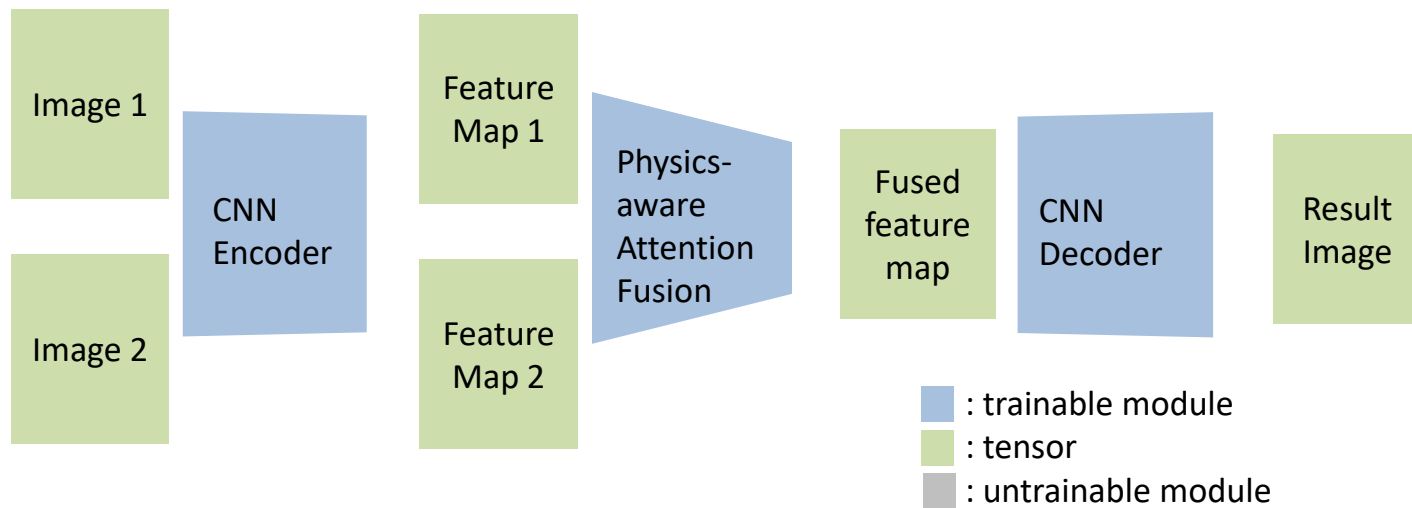
~ 10 microJ/pixel
>90% of power in renderint

Capture < 1 microJ/pixel

No compression/decompression
direct rendering









•Minghao Hu, Zongliang Wu, Qian Huang, Xin Yuan, David Brady.

Sampling for Snapshot Compressive Imaging. *Intell Comput.* 2023;2:0038.DOI:[10.34133/icomputing.0038](https://doi.org/10.34133/icomputing.0038)

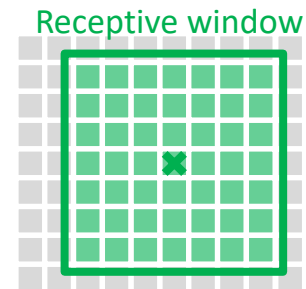
Windowed Attention Image Fusion



- 4x spatial downscale/upscale introduced to encoder/decoder
- Semi-synthetic training dataset:
combine real captured data and simulated sampling process




α feature map




β feature map



- R + G + B + W. Different focal length, different exposure time.
- Calibrated, epipolar receptive field
- Exposure separately controlled



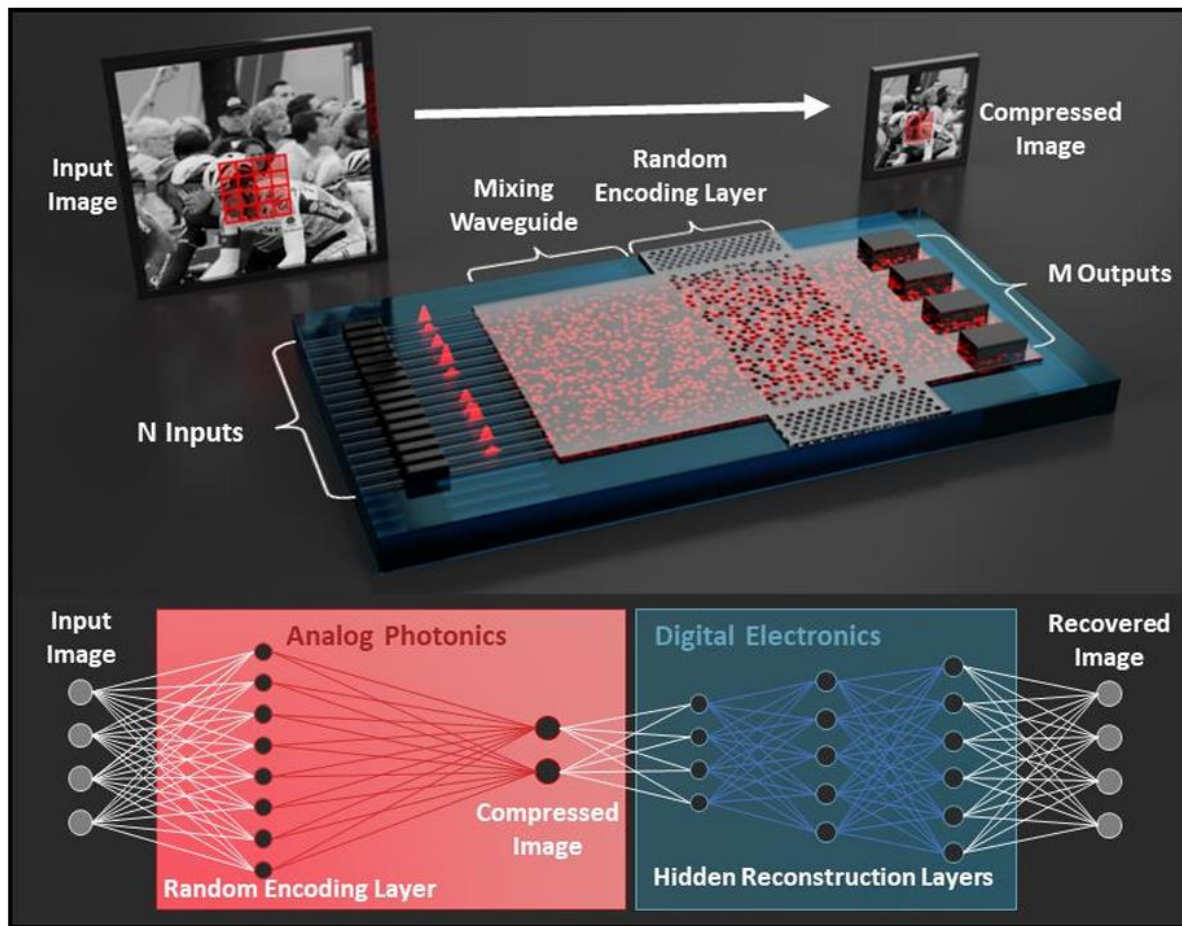
Array camera



RGBW measurements



WAIF fusion result



Wang, Xiao, Brandon Redding, Nicholas Karl, Christopher Long, Zheyuan Zhu, Shuo Pang, David Brady, and Raktim Sarma. "Integrated Photonic Encoder for Terapixel Image Processing." *arXiv preprint arXiv:2306.04554* (2023).



Video Stream integration

